

Abstract Deadline - April 30, 2010

GE
Sensing & Inspection Technologies
phoenix|x-ray

Call for Papers

High Resolution X-ray CT Symposium 2010

31st August - 2nd September 2010 - Dresden, Germany

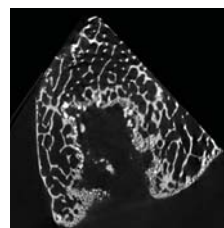


Aim and Scope

The International CT Symposium Dresden 2010 is addressed to users and prospects of all aspects of high resolution computed tomography in research and industrial practice, e.g. material science, geology, bio-medicine, 3D metrology.

Discuss about actual research topics from various research fields using X-ray tomography and latest technical developments. Benefit from the knowledge of experienced users and developers of high resolution X-ray tomography equipment to learn more about latest developments in high resolution CT for 3D analysis and metrology.

Join the community of phoenix|x-ray's high resolution CT-system users, meet leading-edge researchers and present your research results to a uniquely interdisciplinary international audience.

Looking forward to see you in Dresden!



Location

The High Resolution X-ray CT Symposium 2010 will be held in Dresden, the beautiful historic capital of Saxony. Dresden offers attractions in great variety. No book about the history of architecture can miss mentioning the Dresden Zwinger. The Frauenkirche Church, Semper Opera House and Royal Palace as well as many other historical monuments and ensembles determine the image of the city.



GE imagination at work



High Resolution X-ray CT Symposium 2010

Addressed Research and Technology fields

- ▶ Developments in X-ray CT hardware: systems, detectors, equipment
- ▶ Quantitative data analysis and visualisation
- ▶ 3D Metrology with CT
- ▶ Materials research: polymers, fibers, composites, metals, foams, granulates, ...
- ▶ Geo- and Earth Sciences
- ▶ Bio-Medical Research: bones, implants, tissues, zoology, paleontology, ...
- ▶ CT for failure analysis: electronic interconnections, sensors, product development, ...

Abstract Submission

All participants are invited to submit an abstract (max. one page) to present their results oral or in a poster session. All accepted abstracts (maximum one page) will be published in a book of abstracts. Please use the MS Word template from the conference website www.phoenix-xray.com. For details and submission guidelines, please refer to the website. The conference language is English.

Fees & Deadlines

Registration : 225 € until March 31 2010 250 € regular
Abstract submission: April 30th 2010 Notification of acceptance: May 2010

The registration fee includes the expenses for the participation, the book of abstracts, lunch, refreshments during the coffee breaks, and two evening events including dinner.

Venue & Accommodation

All oral and poster sessions will be held in the Westin Bellevue Dresden Hotel, situated directly at the Elbe river in opposite to the historic city center and easy to reach via tram or by a 7 minutes walk from the city center. Information about accomodation can be found on the conference website www.phoenix-xray.com.


Registration

Registration is required for all symposium participants via the website www.phoenix-xray.com


Contact

Scientific Program Coordinator: Dr. Oliver Brunke
Oliver.Brunke@ge.com | +49 (0) 5031 - 172-142

Event Organisation: Beatrix Blaschke
Beatrix.Blaschke@ge.com | +49 (0) 5031 - 172-164



ASTRI




CNRS-ISTO



Elbe river with Frauenkirche Church



Semper Opera House



Conference Hotel Westin Bellevue Dresden



GE Sensing & Inspection Technologies GmbH
phoenix|x-ray T +49 (0) 5031 - 172-0
Niels-Bohr-Str. 7 F +49 (0) 5031 - 172-299
31515 Wunstorf phoenix-info@ge.com

www.phoenix-xray.com
www.gesensinginspection.com